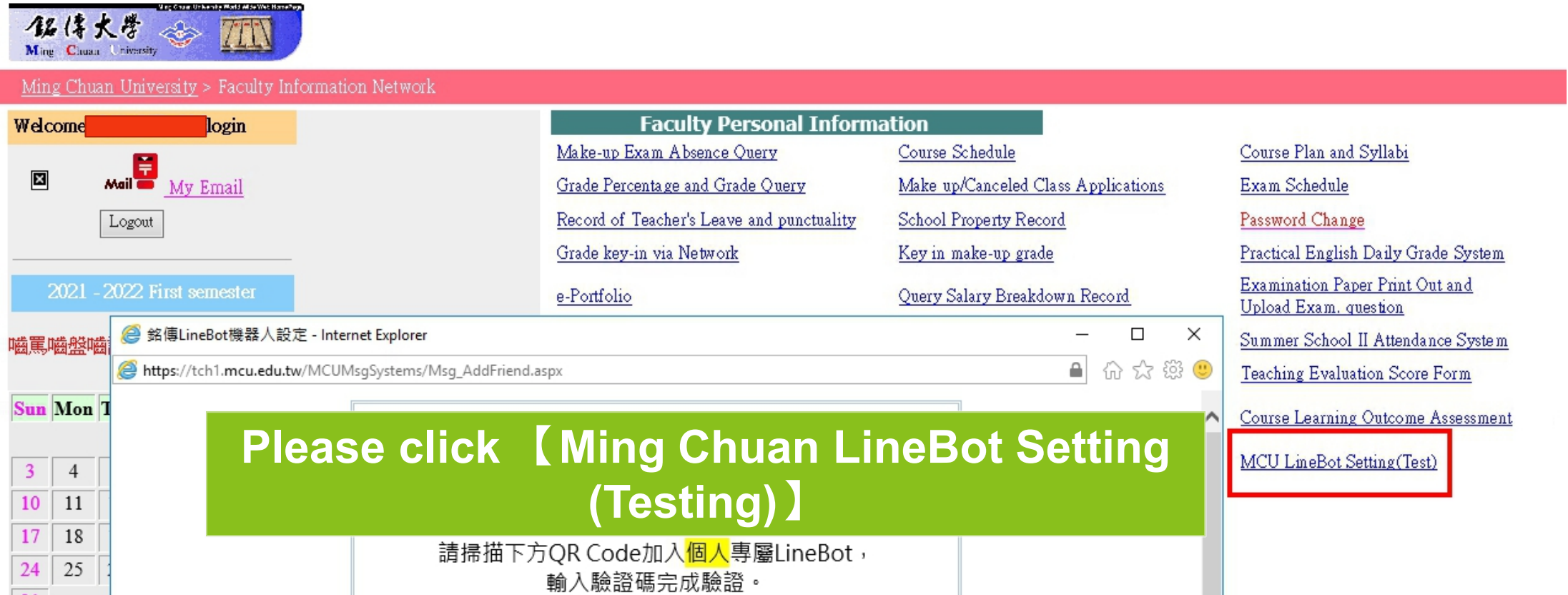




# Ming Chuan LineBot Setting—for Individuals

Produced by Information and Network Division

# Step 1 : Log in to Ming Chuan Faculty and Staff System



Ming Chuan University > Faculty Information Network

Welcome **login**

Mail **My Email**

Logout

2021 - 2022 First semester

### Faculty Personal Information

- [Make-up Exam Absence Query](#)
- [Grade Percentage and Grade Query](#)
- [Record of Teacher's Leave and punctuality](#)
- [Grade key-in via Network](#)
- [e-Portfolio](#)
- [Course Schedule](#)
- [Make up/Canceled Class Applications](#)
- [School Property Record](#)
- [Key in make-up grade](#)
- [Query Salary Breakdown Record](#)
- [Course Plan and Syllabi](#)
- [Exam Schedule](#)
- [Password Change](#)
- [Practical English Daily Grade System](#)
- [Examination Paper Print Out and Upload Exam. question](#)
- [Summer School II Attendance System](#)
- [Teaching Evaluation Score Form](#)
- [Course Learning Outcome Assessment](#)
- [MCU LineBot Setting \(Test\)](#)

**Please click 【Ming Chuan LineBot Setting (Testing)】**

請掃描下方QR Code加入個人專屬LineBot, 輸入驗證碼完成驗證。





專屬功能 | 公開訊息查詢 | Moodle

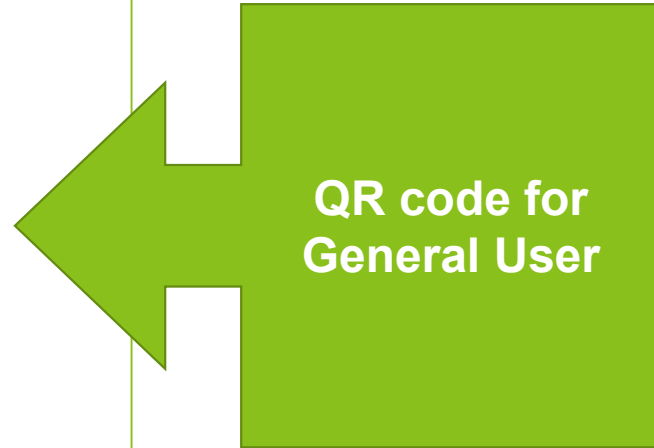
### 銘傳LineBot機器人設定

請掃描下方QR Code加入個人專屬LineBot，  
輸入驗證碼完成驗證。



驗證碼：777996  
(3分鐘內有效)  
還剩02:56

Sample  
QRcode



QR code for  
General User



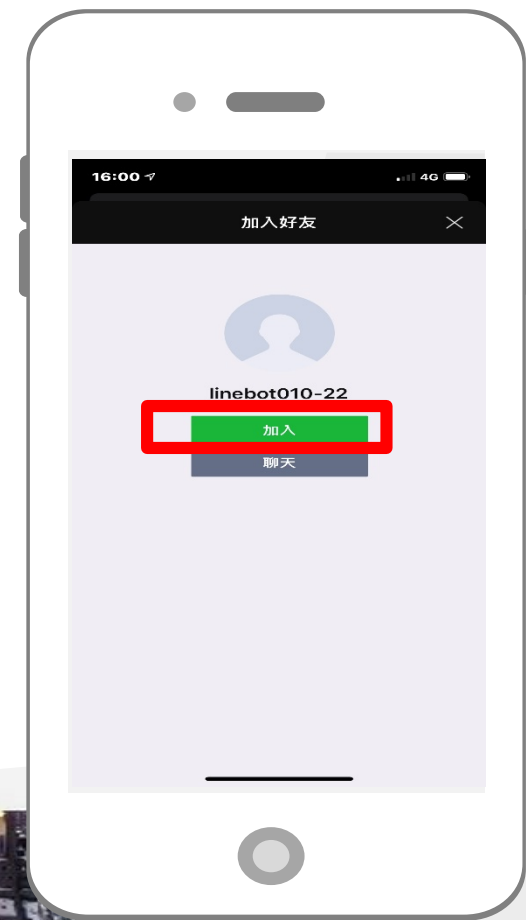
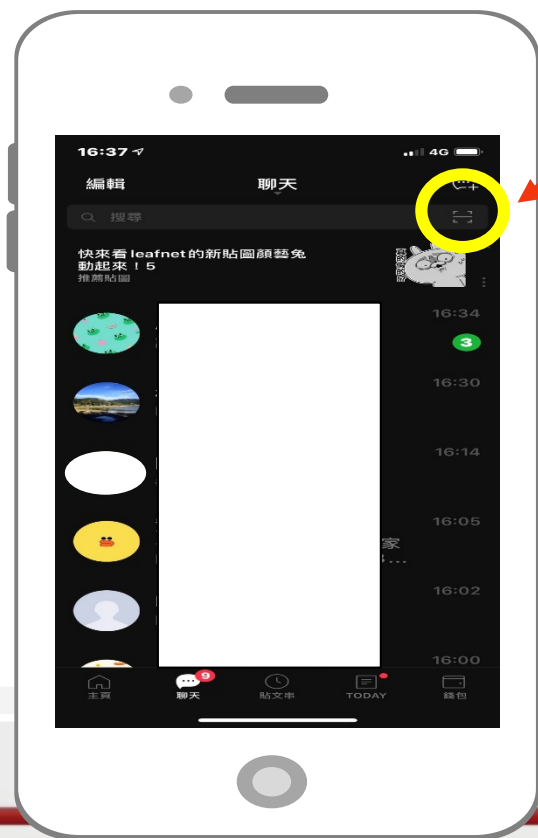
# Step 2 : Scan Line Bot with your cell phone

1. Turn on Line

2. Click Line Scan Function

3. Scan QR Code

4. Join Line Bot



# Step 3 : Verify Line Bot

1. Click on Linebot and verify in the chat window



2. Key in verification code



## Step 4 : Key in question to test LineBot

Key in question to test LineBot. If LineBot answers your question, the test is over. If not, please contact extension 1999.

